

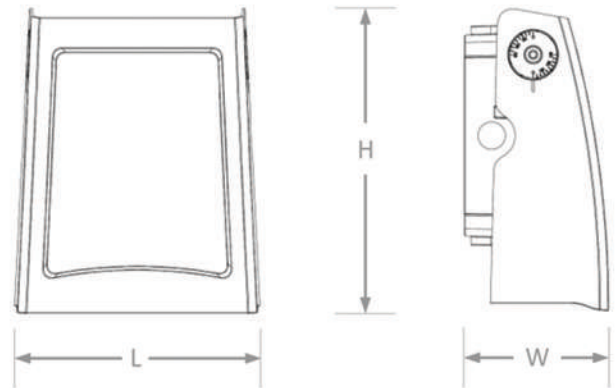


FEATURES

- Field selectable 3000k (warm white), 4000k (neutral white), and 5000k (cool white) color temperatures.*
- Adjustable housing – up to 90°.
- Long-life LEDs provide at least 70% of initial lumen output (L_{70}) for $\geq 146,000$ hours of operation, and at least 90% of initial lumen output (L_{90}) for $\geq 44,000$ hours of operation.*
- LED chromaticity based on ≤ 5 -step ANSI quadrangles.
- LED color maintenance ≤ 0.003 chromaticity shift ($\Delta u'v'$) over the initial 6,000 of operation.
- Provides a range of 3,000 to 10,700 nominal lumens and 132 to 154 nominal lumens per watt (lm/W).
- 0-10vdc dimming drivers are standard.
- Universal 120-277 AC voltage (50-60Hz) is standard.
- Power factor > 0.90 .
- Total harmonic distortion $< 20\%$.
- Color rendering index (Ra) > 80 .
- Cast aluminum housing with dark bronze, powder coat finish.
- Polycarbonate lens.
- Three $\frac{1}{2}$ " NPT threaded openings.
- Easy installation in new construction or retrofit applications.

WARRANTY & LISTINGS

- cULus listed for wet locations in ambient temperatures from -40°C to 50°C (-40°F to 122°F).
- IP65 rated for ingress protection.
- DLC premium approved.
- Complies with FCC Part 15, class B.
- Surge protection = 4kV.
- 5-year warranty of all electronics and housing.



DIMENSIONS:

	5L	10L
Length – L	6.5"	8.5"
Width – W	4"	5"
Height – H	8"	11"
Weight (lbs.)	3	5

ORDERING INFORMATION

Example: AL-AWP5L-LKFS

Series	Nominal Lumen Output		Select
	WPA	5L 10L	

LIGHTING UP THE WORLD
WITH ONE BULB AT A TIME!

ELECTRIC CHARACTERISTIC

Series	Measurements	Low Lumens			Mid Lumens			High Lumens		
		3000K	4000K	5000K	3000K	4000K	5000K	3000K	4000K	5000K
AL-AWP5L-LKS	Lumens	3044	3002	3307	3819	3842	4155	4646	5084	5049
	Watts	22	20	22	28	25	28	35	34	35
	Efficacy	142	154	154	137	151	149	133	151	145
	Input Current (A)	120V = 0.18A	120V = 0.17A	120V = 0.18A	120V = 0.23A	120V = 0.21A	120V = 0.23A	120V = 0.29A	120V = 0.28A	120V = 0.29A
240V = 0.09A		240V = 0.08A	240V = 0.09A	240V = 0.12A	240V = 0.10A	240V = 0.12A	240V = 0.15A	240V = 0.14A	240V = 0.15A	
277V = 0.08A		277V = 0.07A	277V = 0.08A	277V = 0.10A	277V = 0.09A	277V = 0.10A	277V = 0.13A	277V = 0.12A	277V = 0.13A	

Series	Measurements	Low Lumens			Mid Lumens			High Lumens		
		3000K	4000K	5000K	3000K	4000K	5000K	3000K	4000K	5000K
AL-AWP10L-LKFS	Lumens	6536	7028	7107	8339	9032	9056	9746	10,734	10,578
	Watts	46	45	46	61	59	61	74	71	74
	Efficacy	142	157	154	137	153	148	132	150	142
	Input Current (A)	120V = 0.60A	120V = 0.38A	120V = 0.60A	120V = 0.78A	120V = 0.49A	120V = 0.78A	120V = 0.97A	120V = 0.94A	120V = 0.97A
240V = 0.30A		240V = 0.19A	240V = 0.30A	240V = 0.39A	240V = 0.25A	240V = 0.39A	240V = 0.48A	240V = 0.47A	240V = 0.48A	
277V = 0.26A		277V = 0.16A	277V = 0.26A	277V = 0.34A	277V = 0.21A	277V = 0.34A	277V = 0.42A	277V = 0.41A	277V = 0.42A	

PHOTOMETRIC DATA

AL-AWP5L-LKFS

Luminaire Data

Description	Adjustable Wall Pack 5L 5K -LKFS
Total Lumens	5,049
Input Wattage	35
Efficacy (lm/W)	144
Max. Cd.	2634.18 (360H, 24V)
IES Classification	Type II
Longitudinal Classification	Very Short

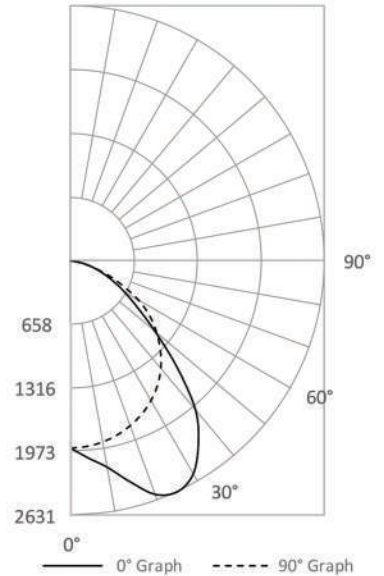
Zonal Lumen Summary

Zone	Lumens	%Fixt
0-30°	1,597	31.6%
0-60°	4,386	86.9%
0-80°	5,018	99.4%
80-90°	31	0.6%*
0-90°	5,049	100.0%
90-110°	0	0.0%
110-180°	0	0.0%
0-180°	5,049	100.0%

Luminaire Classification Systems (LCS)

LCS Zone	Lumens	%Lum	
FL	0-30	922	18.3%
FM	30-60	1,810	35.8%
FH	60-80	488	9.7%
FVH	80-90	25	0.5%
BL	0-30	674	13.4%
BM	30-60	979	19.4%
BH	60-80	144	2.9%
BVH	80-90	6	0.1%
UL	90-100	0	0.0%
UH	100-180	0	0.0%
Total		5,049	99.8%
BUG Rating			B2-U0-G1

180° Polar Graph



* 80-90° glare zone is calculated by dividing the lumens in that zone by the lumen total in the 0-90° zone

AL-AWP10L-LKFS

Luminaire Data

Description	Adjustable Wall Pack 10L 5K - LKFS
Total Lumens	10,578
Input Wattage	74
Efficacy (lm/W)	143
Max. Cd.	5440.72 (360H, 23V)
IES Classification	Type II
Longitudinal Classification	Very Short

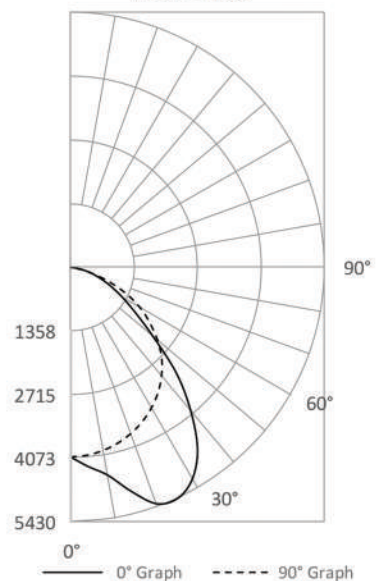
Zonal Lumen Summary

Zone	Lumens	%Fixt
0-30°	3,356	31.7%
0-60°	9,188	86.9%
0-80°	10,510	99.4%
80-90°	68	0.6%*
0-90°	10,578	100.0%
90-110°	0	0.0%
110-180°	0	0.0%
0-180°	10,578	100.0%

Luminaire Classification Systems (LCS)

LCS Zone	Lumens	%Lum	
FL	0-30	1,924	18.2%
FM	30-60	3,727	35.2%
FH	60-80	999	9.4%
FVH	80-90	53	0.5%
BL	0-30	1,432	13.5%
BM	30-60	2,104	19.9%
BH	60-80	324	3.1%
BVH	80-90	14	0.1%
UL	90-100	0	0.0%
UH	100-180	0	0.0%
Total		10,578	100.0%
BUG Rating			B3-U0-G1

180° Polar Graph



* 80-90° glare zone is calculated by dividing the lumens in that zone by the lumen total in the 0-90° zone

LIGHTING UP THE WORLD WITH ONE BULB AT A TIME!