



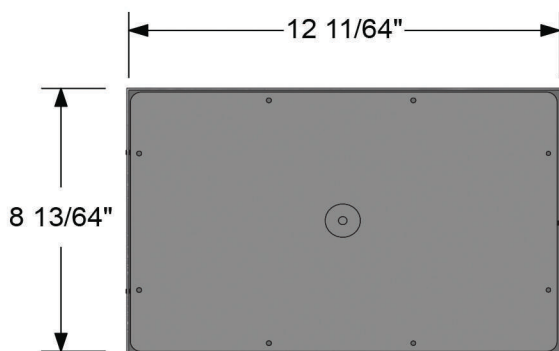
FOR MANDATORY COMPLIANCE WITH EXIT SIGNAGE REQUIREMENTS

We've taken the institutional look out of life safety signage. As a matter of fact, we've hidden practically everything but the message. And that's the real beauty of the Betalux Recessed Mount. The flush mounting feature makes this unit virtually vandal-proof. And of course it can be mounted without the need for wiring or outlets.

WE RECYCLE TRITIUM EXIT SIGNS

- No Wiring
- No Electricity
- No Batteries
- No Maintenance


DIMENSIONS



Rear View



Front View

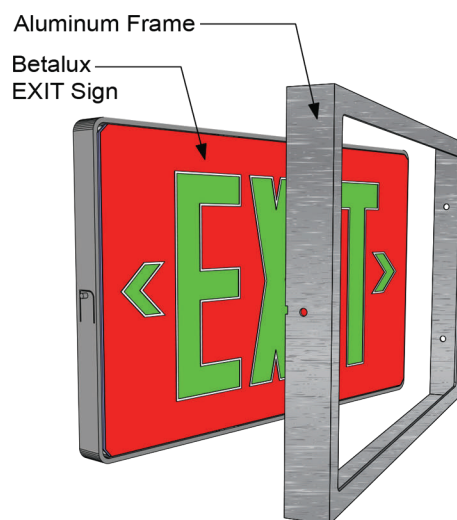


Side View

INSTALLATION

BASIC INSTALLATION

1. Remove plastic frame if present.
2. Replace with Aluminum Frame, ensure tabs on case are aligned with the holes on the Aluminum Frame.



LIGHTING UP THE WORLD
WITH ONE BULB AT A TIME!